

**MAGNUM**  
**SIF**

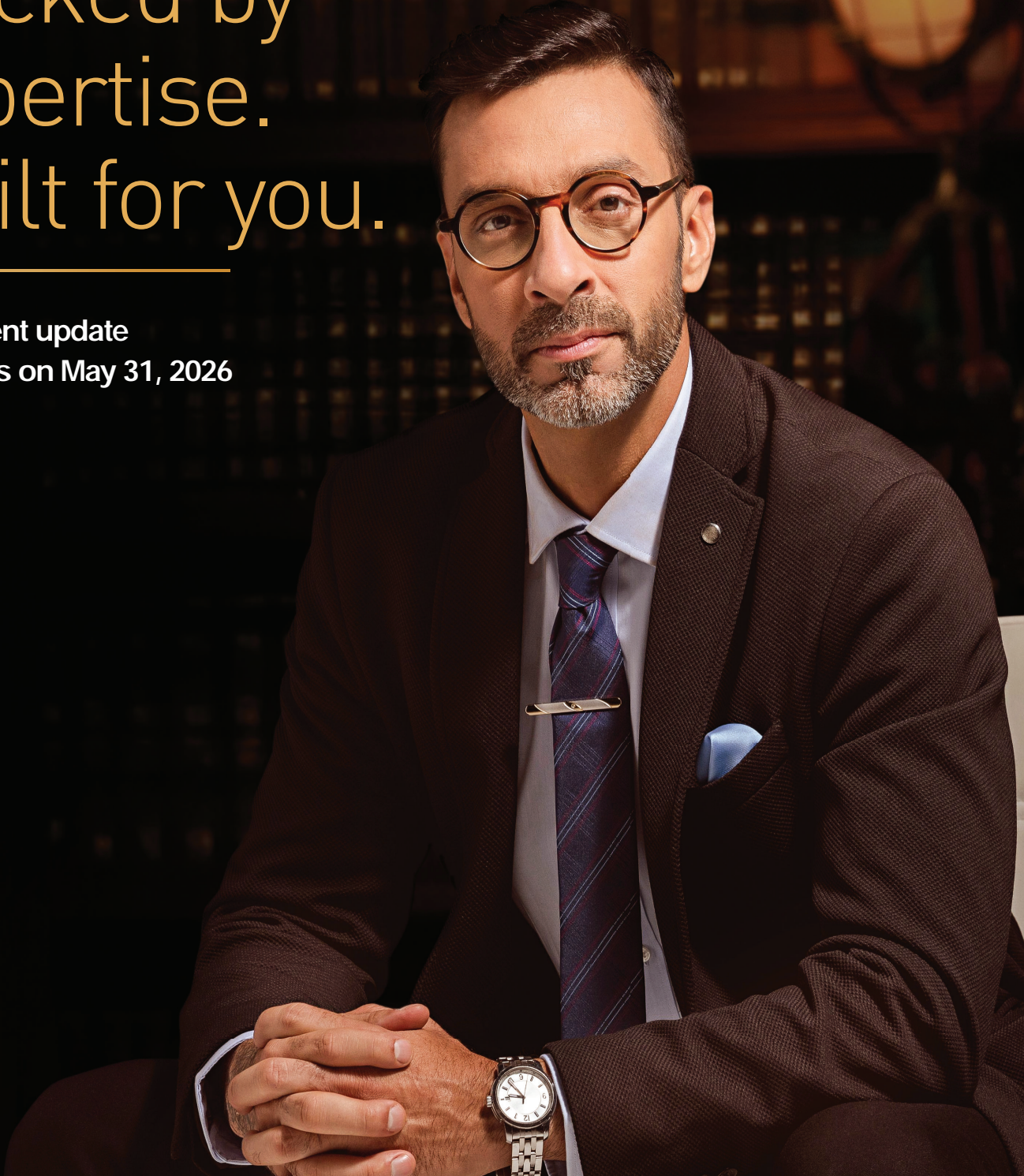
OFFERED BY  
SBI MUTUAL FUND

Backed by  
expertise.  
Built for you.

---

Investment update

Report as on May 31, 2026



Download InvestTap Nxt to experience a new way of Investing

## MAGNUM HYBRID LONG SHORT FUND

An Interval investment strategy investing predominantly in equity and debt securities, including limited short exposure in equity and debt through derivatives.

### Investment Objective

The investment objective of the Investment Strategy is to generate regular income by predominantly investing in Derivatives strategies like covered calls, arbitrage opportunities in the cash and derivatives segments of the equity markets and debt and money market instruments and to generate long-term capital appreciation through unhedged exposure to equity and equity related instruments.

### Fund Details

#### Type of investment strategy

An Interval investment strategy investing predominantly in equity and debt securities, including limited short exposure in equity and debt through derivatives.

**Date of Allotment:** 20/10/2025

**Report As On:** 31/05/2026

**AAUM for the Month of May 2026**

₹ 3,494.56 Crores

**AUM as on May 31, 2026**

₹ 3,454.73 Crores

#### Fund Managers:

**Mr. Gaurav Mehta**

**Managing Since:**

**Mr. Gaurav Mehta** Oct-2025

**Total Experience:**

**Mr. Gaurav Mehta** - Around 20 years

**First Tier Benchmark:** NIFTY 50 Hybrid Composite

Debt 50:50 Index TRI.

#### Exit Load: For Ongoing Basis:

Any redemption or switch-out in excess of the limit shall be subject to the following exit load: 0.50 % if the investment is redeemed on or before 15 days from the date of allotment of units.

0.25 % if the investment is redeemed after 15 days but on or before 1 month from the date of allotment of units.

No Exit Load will be charged if investment is redeemed after 1 month from the date of allotment of units.

**Plans Available:** Regular, Direct

**Options:** Growth, IDCW

**Base Expense Ratio** **Total Expense Ratio**

**Regular:** 1.03% **Regular:** 1.21%

**Direct:** 0.40% **Direct:** 0.47%

#### SIP

Systematic Investment Plan

(i) For investors, the SIF offers a Systematic Investment Plan (SIP) at all our Official point of acceptance of AMC's locations. Under this Facility, an investor can invest a fixed amount per frequency.

This facility will help the investor to average out their cost of investment over a period of six months or one year and thus overcome the short term fluctuations in the market.

The Investment Strategy offers daily, weekly, Monthly, Quarterly, Semi-Annual & Annual Systematic Investment Plan.

#### (ii) Systematic Withdrawal Plan

Under SWP, a minimum amount of Rs. 10,000/- (w.e.f February 09, 2026) and in multiples of Re. 1 thereafter can be withdrawn every week or month or quarter or half yearly or on an annual basis by indicating in the application form or by issuing advance instructions to the Registrar at any time. However, the SWP transaction will be processed on the following Monday or Wednesday (w.e.f February 09, 2026) of the SWP date opted by the investor, as the redemption is allowed only on Monday and Wednesday (w.e.f February 09, 2026).

#### Minimum Investment

₹ 10,00,000 & in multiples of ₹ 1 thereafter

#### Additional Investment

₹ 10,000 & in multiples of ₹ 1 thereafter

**Note:** An aggregate investment by an investor across all investment strategies offered by Magnum SIF, at the Permanent Account Number (PAN) level, should not be less than Rs. 10 lakhs (Minimum Investment Threshold).

### Quantitative Data

**Modified Duration** : 1.62 years

**Average Maturity** : 1.86 years

**Macaulay Duration** : 1.72 years

**Yield to Maturity<sup>^</sup>** : 7.23%

<sup>^</sup>In case of semi-annual convention, the YTM is annualised

### NET ASSET VALUE

Option	NAV (₹)
Reg-Plan-IDCW	10.2436
Reg-Plan-Growth	10.2444
Dir-Plan-IDCW	10.2972
Dir-Plan-Growth	10.2913

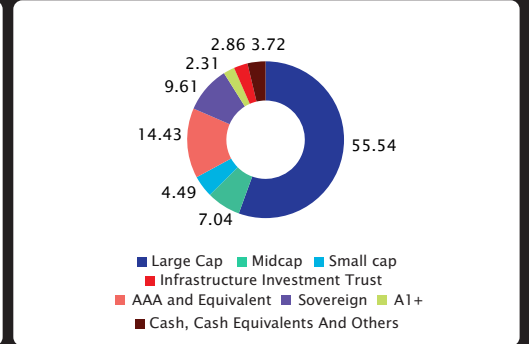
### PORTFOLIO

Issuer Name	Rating	% of AUM	Derivatives	Net % of AUM	Issuer Name	Rating	% of AUM	Derivatives	Net % of AUM
<b>Equity Shares</b>					<b>Total</b> <b>0.92</b>				
Kotak Mahindra Bank Ltd.		3.82	-3.98	-0.16	<b>Non-Convertible Preference Share</b>				
Axis Bank Ltd.		3.42	-3.53	-0.11	TVS Motor Company Ltd.	CARE A1+	2.31		
Adani Enterprises Ltd.		3.40	-3.43	-0.03	<b>Total</b> <b>2.31</b>				
HDFC Bank Ltd.		3.36	-3.56	-0.20	<b>Non Convertible Debentures</b>				
Reliance Industries Ltd.		3.35	-3.49	-0.14	Bharti Telecom Ltd.	CRISIL AAA	2.13		
ICICI Bank Ltd.		3.19	-3.35	-0.16	REC Ltd.	CRISIL AAA	1.87		
HDFC Life Insurance Company Ltd.		3.02	-3.20	-0.18	Power Finance Corporation Ltd.	CRISIL AAA	1.44		
Indus Towers Ltd.		2.76	-2.86	-0.10	National Bank For Agriculture And Rural Development	[ICRA]AAA	1.44		
JB Chemicals & Pharmaceuticals Ltd.		2.70	-	2.70	Toyota Financial Services India Ltd.	[ICRA]AAA	1.42		
Maruti Suzuki India Ltd.		2.66	-2.77	-0.11	Aditya Birla Housing Finance Ltd.	CRISIL AAA	0.72		
Biocon Ltd.		2.57	-2.62	-0.05	Mahindra Rural Housing Finance Ltd.	CRISIL AAA	0.71		
ITC Ltd.		2.54	-2.67	-0.13	Bajaj Finance Ltd.	CRISIL AAA	0.71		
Sun Pharmaceutical Industries Ltd.		2.52	-2.65	-0.13	Aditya Birla Capital Ltd.	CRISIL AAA	0.71		
Mahindra & Mahindra Ltd.		2.35	-2.40	-0.05	Small Industries Development Bank Of India	CRISIL AAA	3.28		
Adani Ports And Special Economic Zone Ltd.		2.32	-2.33	-0.01	<b>Total</b> <b>14.43</b>				
Oil & Natural Gas Corporation Ltd.		2.21	-2.37	-0.16	<b>Government Securities</b>				
Bajaj Finserv Ltd.		2.13	-2.20	-0.07	Government Of India	SOVEREIGN	6.02		
State Bank Of India		2.05	-2.10	-0.05	<b>Total</b> <b>6.02</b>				
Asian Paints Ltd.		2.05	-2.08	-0.03	<b> Treasury Bills</b>				
Infosys Ltd.		1.96	-2.01	-0.05	91 Day T-Bill 09.07.26	SOVEREIGN	1.44		
Muthoot Finance Ltd.		1.91	-1.93	-0.02	91 Day T-Bill 06.08.26	SOVEREIGN	0.72		
Tata Power Company Ltd.		1.90	-1.90	-	182 Day T-Bill 04.06.26	SOVEREIGN	0.72		
Avenue Supermarts Ltd.		1.77	-1.84	-0.07	91 Day T-Bill 28.08.26	SOVEREIGN	0.71		
CoForge Ltd.		1.71	-1.71	-	<b>Total</b> <b>3.59</b>				
Bank Of Baroda		1.57	-1.62	-0.05	<b>Infrastructure Investment Trust</b>				
Cipla Ltd.		1.30	-1.34	-0.04	Raajmarg Infra Investment Trust		2.86		
Powerica Ltd.		0.87	-	0.87	<b>Total</b> <b>2.86</b>				
Tech Mahindra Ltd.		0.74	-0.74	-	<b>Cash, Cash Equivalents, Derivative Margin And Others</b>				
Torrent Pharmaceuticals Ltd.-30-Jun-26		-	-2.83	-2.83	<b>Total</b> <b>3.72</b>				
<b>Total</b> <b>66.15</b>					<b>Grand Total</b> <b>100.00</b>				
<b>Real Estate Investment Trust</b>									
Brookfield India Real Estate Trust		0.92							


### PORTFOLIO CLASSIFICATION BY INDUSTRY ALLOCATION (%)

Financial Services	38.90
Sovereign	9.61
Healthcare	9.09
Automobile And Auto Components	7.32
Oil, Gas & Consumable Fuels	5.56
Services	5.18
Information Technology	4.41
Metals & Mining	3.40
Telecommunication	2.76
Fast Moving Consumer Goods	2.54
Consumer Durables	2.05
Power	1.90
Consumer Services	1.77
Realty	0.92
Capital Goods	0.87
Cash, Cash Equivalents, Derivative Margin And Others	3.72

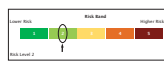
### PORTFOLIO CLASSIFICATION BY ASSET CLASS / RATING CLASS (%)



#### Risk-band



#### Benchmark Risk-band



**Magnum Hybrid Long Short Fund**  
This product is suitable for investors who are seeking<sup>^</sup>:

- Long term Capital appreciation
- An Interval investment strategy investing predominantly in equity and debt securities, including limited short exposure in equity and debt through derivatives.

<sup>^</sup>Investors should consult their financial advisers if in doubt about whether the product is suitable for them.

Total Expense Ratio (TER) = (A) Base Expense Ratio (BER) + (B) Brokerage Cost + (C) Transaction Cost incurred for the purpose of execution of trade + (D) Statutory levies (including GST). Base Expense Ratio (BER) is excluding the GST.

# Snapshot of SIF

MAGNUM HYBRID LONG SHORT FUND

Scheme

Ideal Investment Horizon	-
Inception Date	20/10/2025
Fund Manager	Mr. Gaurav Mehta
Managing Since	Mr. Gaurav Mehta Oct-2025
First Tier Benchmark	NIFTY 50 Hybrid Composite Debt 50:50 Index TRI.
<b>Fund Details as on 31 May 2026</b>	
Month End AUM (Rs. in Crores)	₹ 3,454.73
Modified Duration (years)	1.62
Average Maturity (years)	1.86
Macaulay Duration (years)	1.72
Yield to Maturity (%)^	7.23%
Standard Deviation	-
Beta	-
Sharpe Ratio	-
BER\TER (Regular Plan)	1.03%\1.21%
BER\TER (Direct Plan)	0.40%\0.47%
<b>Composition by Assets as on 31 May 2026</b>	
Equity Shares	67.07
Corporate Debt	14.43
Gilts	6.02
Money Market Instruments	3.59
Other Assets	8.89
<b>Composition by Ratings as on 31 May 2026</b>	
Large Cap	55.54
Mid Cap	7.04
Small Cap	4.49
Unclassified	-
AA, AA+, AAA And EQUIVALENT	14.43
Below AA	-
Sovereign	9.61
Below A1+, A1+	2.31
Cash, Cash Equivalents, Derivatives and Others	6.58
<b>Other Details</b>	
Exit Load	

Any redemption or switch-out in excess of the limit shall be subject to the following exit load: 0.50 % if the investment is redeemed on or before 15 days from the date of allotment of units, 0.25 % if the investment is redeemed after 15 days but on or before 1 month from the date of allotment of units, No Exit Load will be charged if investment, redeemed after 1 month from the date of allotment of units.

## Comparative Performance for SIF Scheme -Regular & Direct Plan



### Comparative Performance for SIF Scheme - Regular Plan

	6 months		1 Year		3 Years		5 Years		Since Inception		Inception Date & Managing Since
	Annualized %	Point-to-Point returns on Standard Investment of Rs. 10,000/-	CAGR %	Point-to-Point returns on Standard Investment of Rs. 10,000/-	CAGR %	Point-to-Point returns on Standard Investment of Rs. 10,000/-	CAGR %	Point-to-Point returns on Standard Investment of Rs. 10,000/-	CAGR %	Point-to-Point returns on Standard Investment of Rs. 10,000/-	
<b>Fund managed by Mr. Gaurav Mehta</b>											
<b>Magnum Hybrid Long Short Fund</b>	1.25	10,125	N.A.	N.A.	N.A.	N.A.	N.A.	N.A.	2.44	10,244	Inception Date 20-10-2025
Scheme Benchmark: NIFTY 50 Hybrid Composite debt 50:50 Index	-5.15	9,485	N.A.	N.A.	N.A.	N.A.	N.A.	N.A.	-4.38	9,562	
Additional Benchmark: BSE Sensex TRI	-12.52	8,748	N.A.	N.A.	N.A.	N.A.	N.A.	N.A.	-11.01	8,899	Managing Since Oct - 2025

### Comparative Performance for SIF Scheme - Direct Plan

	6 months		1 Year		3 Years		5 Years		Since Inception		Inception Date & Managing Since
	Annualized %	Point-to-Point returns on Standard Investment of Rs. 10,000/-	CAGR %	Point-to-Point returns on Standard Investment of Rs. 10,000/-	CAGR %	Point-to-Point returns on Standard Investment of Rs. 10,000/-	CAGR %	Point-to-Point returns on Standard Investment of Rs. 10,000/-	CAGR %	Point-to-Point returns on Standard Investment of Rs. 10,000/-	
<b>Fund managed by Mr. Gaurav Mehta</b>											
<b>Magnum Hybrid Long Short Fund</b>	1.63	10,163	N.A.	N.A.	N.A.	N.A.	N.A.	N.A.	2.91	10,291	Inception Date 20-10-2025
Scheme Benchmark: NIFTY 50 Hybrid Composite debt 50:50 Index	-5.15	9,485	N.A.	N.A.	N.A.	N.A.	N.A.	N.A.	-4.38	9,562	
Additional Benchmark: BSE Sensex TRI	-12.52	8,748	N.A.	N.A.	N.A.	N.A.	N.A.	N.A.	-11.01	8,899	Managing Since Oct - 2025

- The details of the period since the Fund Manager is managing the scheme(s) & inception date provided alongside of the table. Past performance may or may not be sustained in future and the same may not necessarily provide the basis for comparison with other investment.
- Load is not considered for computation of returns.
- Period for which scheme's performance has been provided is computed basis last day of the month-end preceding the date of advertisement. In case, the start/end date of the concerned period is a non-business day, the NAV of the previous date is considered for computation of returns.
- The performance of the schemes is benchmarked to the Total Return variant of the Index.
- Different plans shall have a different expense structure.
- Performance for Regular plan is under Growth option and performance for Direct plan is also under Growth option.

**Asset Management Company:** SBI Funds Management Limited (A Joint Venture between SBI & AMUNDI) (CIN:U 6599 0 M H 1 9 9 2 P L C 0 6 5 2 8 9), Trustee: SBIMutualFundTrusteeCompany Pvt. Ltd. (CIN: U65991MH2003PTC138496), Sponsor: State Bank of India. Regd Office - 9th Floor, Crescenzo, C- 38 & 39, G Block, Bandra-Kurla Complex, Bandra (East), Mumbai - 400051 Tel: 91-022-61793000 Fax : 91-022-67425687, E-mail : partnerforlife@sbimf.com • www.sbimf.com

**Registered Name:** Magnum SIF offered by SBI Mutual Fund, SEBI Registration Number: MF/009/93/3.

Investments in Specialized Investment Fund involves relatively higher risk including potential loss of capital, liquidity risk and market volatility. Please read all investment strategy related documents carefully before making the investment decision.