

DynaSIF Equity Long - Short Fund

Dyna SIF

An open ended equity investment strategy investing in listed equity and equity related instruments including limited short exposure in equity through derivative instruments

Data as on May 31, 2026

by 360 ONE Asset

Investment Objective

To generate long term capital appreciation using structural, cyclical, and tactical investing opportunities in equities with optionality of hedging and shorting. There is no assurance that the investment objective of the Investment strategy will be achieved.

Fund Manager Profile

Harsh Agarwal

Nearly 20 years in long-short investing, including leadership of multi-asset AIFs at Tata AMC

Co-Fund Manager Profile

Pranav Mise (w.e.f April 24, 2026)

Nearly a decade of expertise in Portfolio Management, Analytics, and Valuations.

Fund Details

Launch Date	February 25, 2026
Benchmark Index	BSE 500 TRI
Load Structure	Exit Load: Redeemed within 3 months from date of allotment - 0.5% Thereafter - Nil ₹10,00,000/- and in multiple of ₹1/- thereafter. If investment is made in multiple investment strategies of DynaSIF then aggregate investment by an investor across multiple investment strategies of DynaSIF, shall not be less than ₹10,00,000/- For Accredited Investors - ₹1,00,000/-
Minimum Investment Amount	
Subscription / Redemption Frequency	Daily (only business days)
Taxation	Equity Taxation. For more details talk to your tax advisor or refer to ISID.
Portfolio Turnover Ratio	2.80

AUM as on May 31, 2026

Net AUM	276.99
Monthly Average AUM	256.74

Net Asset Value (NAV)

Regular Plan	10.2910
Direct Plan	10.3307
(as on May 31, 2026)	

Base Expense Ratio*

Regular Plan	2.10%
Direct Plan	0.83%
(as on May 31, 2026)	

*Base Expense Ratio excludes brokerage incurred towards execution of trades, transaction cost & statutory levies as applicable to investors.
For TER, Investor may refer to our website at <https://www.360.one/dyna-sif/total-expense-ratio?type=sif-investor>

Portfolio as on May 31, 2026

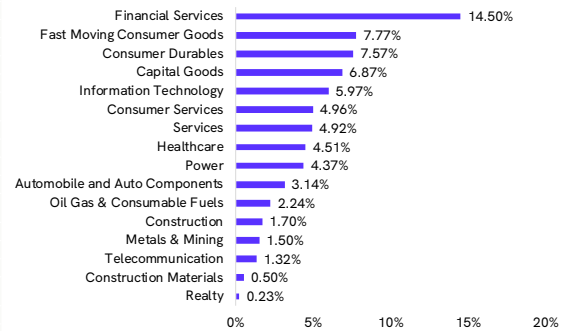
Company Name	Sector	% to Net Assets
Equity & Equity Related Total		
Netweb Technologies India Limited	Information Technology	2.70
Adani Ports and Special Economic Zone Limited	Services	2.28
Amber Enterprises India Limited	Consumer Durables	2.07
LG Electronics India Ltd	Consumer Durables	1.93
Lenskart Solutions Limited	Consumer Services	1.89
Axis Bank Limited	Financial Services	1.81
HDFC Asset Management Company Limited	Financial Services	1.74
Computer Age Management Services Limited	Financial Services	1.72
Cummins India Limited	Capital Goods	1.70
Larsen & Toubro Limited	Construction	1.70
Power Grid Corporation of India Limited	Power	1.68
Sun Pharmaceutical Industries Limited	Healthcare	1.63
ICICI Lombard General Insurance Company Limited	Financial Services	1.62
Metropolis Healthcare Limited	Healthcare	1.61
AU Small Finance Bank Limited	Financial Services	1.60
Eternal Limited	Consumer Services	1.54
Emmvee Photovoltaic Power Limited	Capital Goods	1.53
Trent Limited	Consumer Services	1.53
Varun Beverages Limited	Fast Moving Consumer Goods	1.53
Tata Steel Limited	Metals & Mining	1.50
Cholamandiam Investment and Finance Company Ltd	Financial Services	1.50
Marico Limited	Fast Moving Consumer Goods	1.49
Nuvama Wealth Management Limited	Financial Services	1.46
APL Apollo Tubes Limited	Capital Goods	1.46
InterGlobe Aviation Limited	Services	1.43
Tata Consumer Products Limited	Fast Moving Consumer Goods	1.41
NTPC Limited	Power	1.40
Reliance Industries Limited	Oil Gas & Consumable Fuels	1.39
Bharti Airtel Limited	Telecommunication	1.32
Aftie 3i Limited	Information Technology	1.32
Mahindra & Mahindra Limited	Automobile and Auto Components	1.32
Tata Power Company Limited	Power	1.29
Torrent Pharmaceuticals Limited	Healthcare	1.28
Honasa Consumer Limited	Fast Moving Consumer Goods	1.25
Bajaj Finserv Limited	Financial Services	1.23
Sona BLW Precision Forgings Limited	Automobile and Auto Components	1.21
Coforge Limited	Information Technology	1.13
Premier Energies Limited	Capital Goods	1.07
Bharat Electronics Limited	Capital Goods	1.04
Crompton Greaves Consumer Electricals Limited	Consumer Durables	0.92
Shriram Finance Limited	Financial Services	0.86
Hindustan Petroleum Corporation Limited	Oil Gas & Consumable Fuels	0.85
Havells India Limited	Consumer Durables	0.85
Britannia Industries Limited	Fast Moving Consumer Goods	0.85
Tata Consultancy Services Limited	Information Technology	0.82
Bata India Limited	Consumer Durables	0.73
Bajaj Consumer Care Limited	Fast Moving Consumer Goods	0.70
Dixon Technologies (India) Limited	Consumer Durables	0.63
TVS Motor Company Limited	Automobile and Auto Components	0.61
Delhivery Limited	Services	0.57
United Spirits Limited	Fast Moving Consumer Goods	0.55
BSE Limited	Financial Services	0.52
UltraTech Cement Limited	Construction Materials	0.50
Black Buck Ltd	Services	0.46
Campus Activewear Limited	Consumer Durables	0.46
PB Fintech Limited	Financial Services	0.43
Brookfield India Real Estate Trust	Realty	0.23
Raajmarg Infra Investment Trust	Services	0.17
Tata Motors Ltd	Capital Goods	0.07
Sub Total		72.07
Derivatives		
Index / Stock Futures		
NIFTY June 2026 Future	Others	4.47
Bank Nifty Index June 2026 Future	Others	1.19
IndusInd Bank Limited June 2026 Future	Financial Services	1.17
Maruti Suzuki India Limited June 2026 Future	Automobile and Auto Components	1.08
SRF Limited June 2026 Future	Chemicals	0.99
Apollo Hospitals Enterprise Limited June 2026 Future	Healthcare	0.93
FSN E-Commerce Ventures Limited June 2026 Future	Consumer Services	0.90
Hindalco Industries Limited June 2026 Future	Metals & Mining	0.87
Nestle India Limited June 2026 Future	Fast Moving Consumer Goods	0.78
Bharat Petroleum Corporation Limited June 2026 Future	Oil Gas & Consumable Fuels	0.65
Crompton Greaves Consumer Electricals Limited June 2026 Future	Consumer Durables	0.37
United Spirits Limited June 2026 Future	Fast Moving Consumer Goods	0.37
ICICI Prudential Life Insurance Company Limited June 2026 Future	Financial Services	0.24
Hitachi Energy India Limited June 2026 Future	Capital Goods	-0.35
Blue Star Limited June 2026 Future	Consumer Durables	-0.38
HCL Technologies Limited June 2026 Future	Information Technology	-0.45
Voltas Limited June 2026 Future	Consumer Durables	-0.56
Cummins India Limited June 2026 Future	Capital Goods	-0.65
Titan Company Limited June 2026 Future	Consumer Durables	-0.65
Infosys Limited June 2026 Future	Information Technology	-0.68
Reliance Industries Limited June 2026 Future	Oil Gas & Consumable Fuels	-0.72
Siemens Limited June 2026 Future	Capital Goods	-0.72

Portfolio as on May 31, 2026

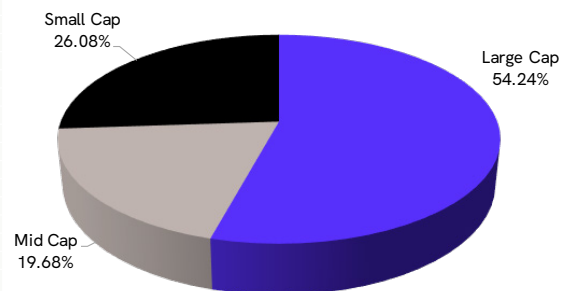
Company Name	Sector	% to Net Assets
Muthoot Finance Limited June 2026 Future	Financial Services	-0.81
Oil & Natural Gas Corporation Limited June 2026 Future	Oil Gas & Consumable Fuels	-0.87
Multi Commodity Exchange of India Limited June 2026 Future	Financial Services	-1.69
Sub Total		5.48
Index / Stock Options		
TVS Motor Company Limited 3440 Call June 2026 Option	Automobile and Auto Components	-0.01
Cummins India Limited 5900 Call June 2026 Option	Capital Goods	-0.03
Sub Total		-0.04
Money Market Instruments		
Treasury Bill		
91 Days Tbill	Government of India	14.42
364 Days Tbill	Government of India	1.80
Sub Total		16.23
TREPS / Reverse Repo		
TREPS		9.76
Sub Total		9.76
Net Receivables / (Payables)		-3.50
GRAND TOTAL		100.00

Performance is not available as the investment strategy has not completed 6 months.

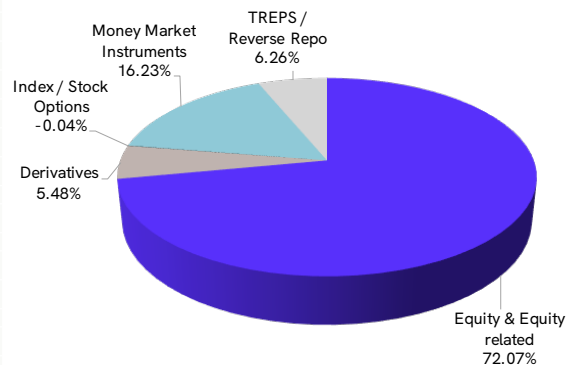
Sector Allocation (as on 31st May, 2026)



Market Capitalization (as on 31st May, 2026)



Asset Allocation (as on 31st May, 2026)



DynaSIF Equity Long - Short Fund

An open ended equity investment strategy investing in listed equity and equity related instruments including limited short exposure in equity through derivative instruments

Data as on May 31, 2026

Dyna SIF

by 360 ONE Asset

Risk Band

DynaSIF Equity Long-Short Fund: (An open ended equity investment strategy investing in listed equity and equity related instruments including limited short exposure in equity through derivative instruments)

This product is suitable for investors who are seeking*

Investment Strategy Risk Band

Benchmark Risk Band

- Long-term capital appreciation
- Investment in equity and equity-related instruments with the flexibility to take short positions through derivatives



Risk band level 5



Risk band level 5

Benchmark - BSE 500 TRI

*Investors should consult their financial advisers if in doubt about whether the product is suitable for them.

For queries, reach us on dynasifservices@360.one Scan to know more or on **1800 2108 606** (toll free)

Disclaimer: The above information is provided solely to enhance the transparency about the investment strategy & Scheme. It should not be treated as endorsement of the views / opinions or Investment Manager. The statements made herein may include statements of future expectations and other forward-looking statements that are based on our current views and assumptions and involve known and unknown risks and uncertainties that could cause actual results, performance, events to differ materially from those expressed or implied in such statements. Neither 360 ONE Mutual Fund / 360 ONE Asset Management Ltd, its associates, directors or representatives shall be liable for any damages whether direct or indirect, incidental, punitive special or consequential including lost revenue or lost profits that may arise from or in connection with the use of the information.

SIF Disclaimer: Investments in Specialised Investment Fund involves relatively higher risk, including potential loss of capital, liquidity risk, and market volatility. Please read all investment strategy-related documents carefully before making an investment decision.

Scan to know more

