

Investment Objective

The primary objective of the investment strategy is to generate capital appreciation through equity and equity related instruments and income through arbitrage, derivatives strategies, special situations and fixed income investments.

Launch Date

01 Oct 2025

Scheme Profile

Corpus (Cr.)	344.62
52 Week High	10.2089 (15 Dec 2025)
Current NAV	10.2089 (15 Dec 2025)
52 Week Low	10 (01 Oct 2025)
Exit Load	If the units are redeemed/ switched out on or before 90 days from the date of allotment ? 0.50% of the applicable NAV. If the units are redeemed/switched out after 90 days from the date of allotment ? Nil
Expense Ratio	1.59
Taxation	Equity

Category

SIF: Hybrid LS

Benchmark

Hybrid 35 Debt+65 Equity Aggressive Index

Scheme Type

Open Ended

Fund Manager(s)

Mr. Bhavesh Jain

Volatility Measures

Alpha	-
Sharpe Ratio	-
Std. Deviation	-
Mean	-
Beta	-
YTM	7.48
Average Maturity	2.22
Modified Duration	1.97

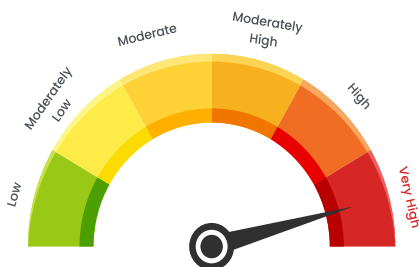
Composition (%)

Equity	25.69
Debt	74.31
Gold	0.00
Global Equity	0.00
Other	0.00

Equity Cap Allocation (%)

Large	14.52
Mid	7.95
Small	3.22

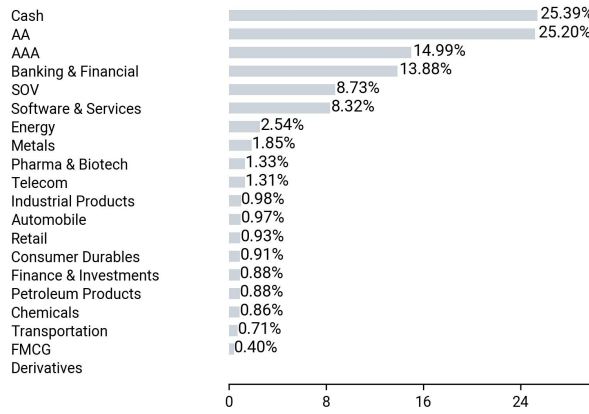
Scheme Riskometer



Portfolio Holdings (as on 30 Nov 2025)

Instrument Type	Sector/Rating	Net Assets	Instrument Type	Sector/Rating	Net Assets
Bonds & NCDs			Equity		
7.48% National Bank for Agriculture and Rural Development 15-Sep-2028	AAA	14.99 %	HCL Technologies Limited	Software & Services	0.91 %
JTPM METAL TRAD R30-04-30 P/C 29-09-28	AA	9.00 %	DIXON TECHNOLOGIES (INDI LTD	Consumer Durables	0.91 %
8.75% Piramal Finance Ltd. 29-Oct-2027	AA	8.84 %	Reliance Industries Limited	Petroleum Products	0.88 %
9.07% Nuvama Wealth & Investment Ltd. 23-May-2028	AA	7.36 %	Indiabulls Housing Finance Ltd.	Finance & Investments	0.88 %
Trep			HDFC Bank Limited	Banking & Financial	0.86 %
The Clearing Corporation of India Ltd.	Cash	12.72 %	SRF Limited	Chemicals	0.86 %
Accrued Interest	Cash	0.20 %	MULTI COMMODITY EXCHANGE OF IN	Banking & Financial	0.82 %
Current Asset			Hindustan Zinc Limited	Metals	0.82 %
Net Receivable / Payable	Cash	12.47 %	Tata Elxsi Limited	Software & Services	0.80 %
Treasury Bill			HDFC Asset Management Co Ltd	Banking & Financial	0.78 %
182 DAYS TBILL RED 15-01-2026	SOV	8.73 %	Adani Port & Special Economic Zone Limited	Transportation	0.71 %
Equity			Federal Bank Limited	Banking & Financial	0.70 %
Infosys Limited	Software & Services	5.66 %	ITC Limited	FMCG	0.40 %
POWER FINANCE CORPORATION LTD.	Banking & Financial	2.96 %	Bajaj Finance Limited	Banking & Financial	0.23 %
IDFC First Bank Limited	Banking & Financial	1.93 %	Indus Towers Limited	Telecom	0.15 %
RBL Bank Limited	Banking & Financial	1.68 %	OPTSTKCIPLA25-Nov-2025CE1600	Derivatives	-0.01 %
POWER GRID CORPORATION OF INDI	Energy	1.61 %	OPTSTKMCX25-Nov-2025PE8500	Derivatives	-0.01 %
Bombay Stock Exchange Limited (BSE)	Banking & Financial	1.45 %	OPTSTKMCX25-Nov-2025CE10000	Derivatives	-0.01 %
State Bank of India	Banking & Financial	1.37 %	OPTSTKINDUSTOWER25-Nov-2025CE340	Derivatives	-0.01 %
Cipla Limited	Pharma & Biotech	1.33 %	OPTSTKCHOLAFIN25-Nov-2025CE1660	Derivatives	-0.02 %
Vodafone Idea Limited	Telecom	1.16 %	OPTSTKMCX25-Nov-2025CE9000	Derivatives	-0.02 %
Angel One Limited	Banking & Financial	1.10 %	OPTSTKPOWERGRID25-Nov-2025CE285	Derivatives	-0.02 %
NATIONAL ALUMINIUM CO LTD	Metals	1.03 %	OPTSTKIDEA25-Nov-2025CE9	Derivatives	-0.02 %
MAZAGOAN DOCK SHIPBUILDERS LTD	Industrial Products	0.98 %	OPTSTKCHOLAFIN25-Nov-2025CE1640	Derivatives	-0.02 %
Tata Motors Passenger Vehicle Limited	Automobile	0.97 %	OPTSTKRBLBANK25-Nov-2025CE310	Derivatives	-0.03 %
CIGNITI TECHNOLOGIES LIMITED	Software & Services	0.95 %	OPTSTKMCX25-Nov-2025CE8800	Derivatives	-0.03 %
JSW Energy Limited	Energy	0.93 %	OPTSTKPOWERGRID25-Nov-2025CE280	Derivatives	-0.03 %
Eternal Limited	Retail	0.93 %	OPTSTKTATAELXSI25-Nov-2025CE5300	Derivatives	-0.04 %
			OPTSTKHDFCBANK25-Nov-2025CE960	Derivatives	-0.04 %
			OPTSTKHDFCAMC25-Nov-2025CE5200	Derivatives	-0.04 %

Sector Allocation



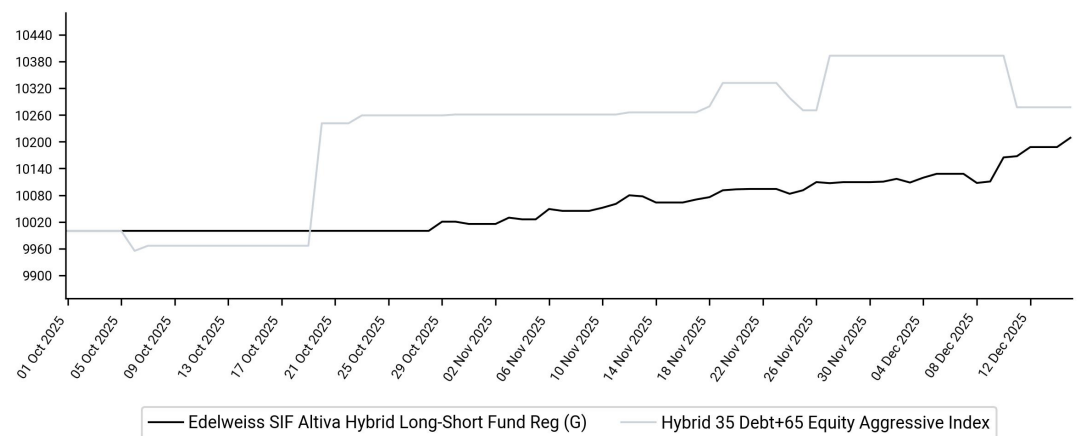
Trailing Returns (%)

Period	Scheme Returns	Benchmark Returns
1 Month	1.44	0.11
3 Months	-	3.29
6 Months	-	3.59
1 Year	-	6.29
2 Years	-	10.75
3 Years	-	12.67
5 Years	-	14.12
10 Years	-	13.10

Calendar Year Returns (%)

Years	Scheme Returns	Benchmark Returns
2025	2.09	9.70

Cumulative Performance of Last 3 Years



Disclaimer : Mutual Fund investments are subject to market risks, read all scheme related documents carefully. The Data is provided here based on data collected from AMFI / respective AMC for reference only. In case of any discrepancy, please notify us.